

SPS 8000



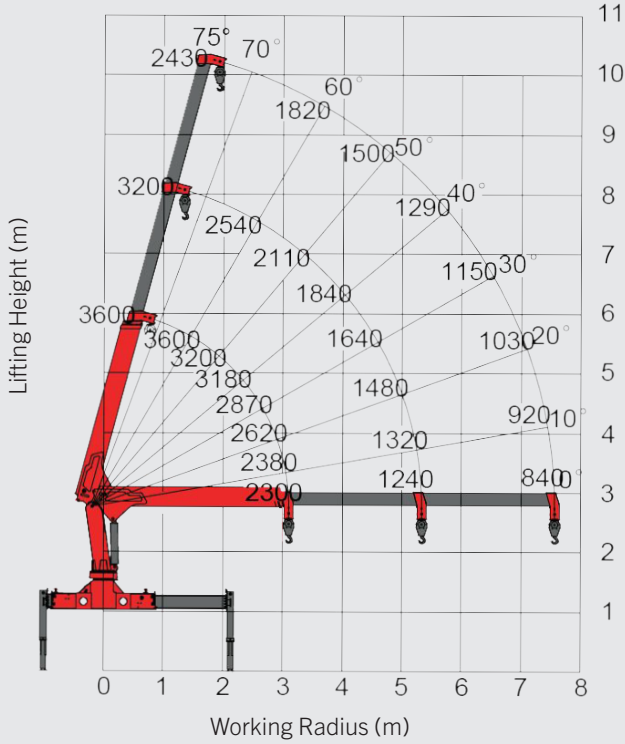
LIFETIME EXCELLENCE

**PALFINGER ASIA PACIFIC
STIFF BOOM CRANES**

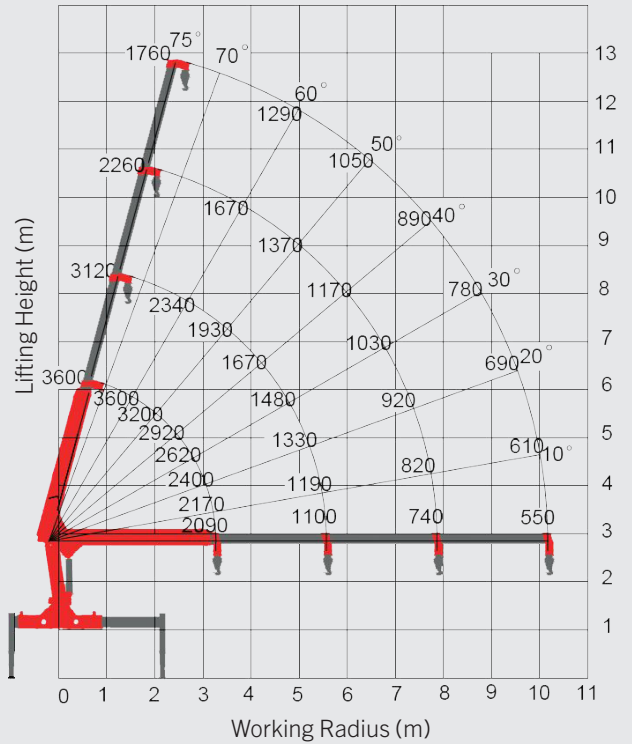


SPS 8000

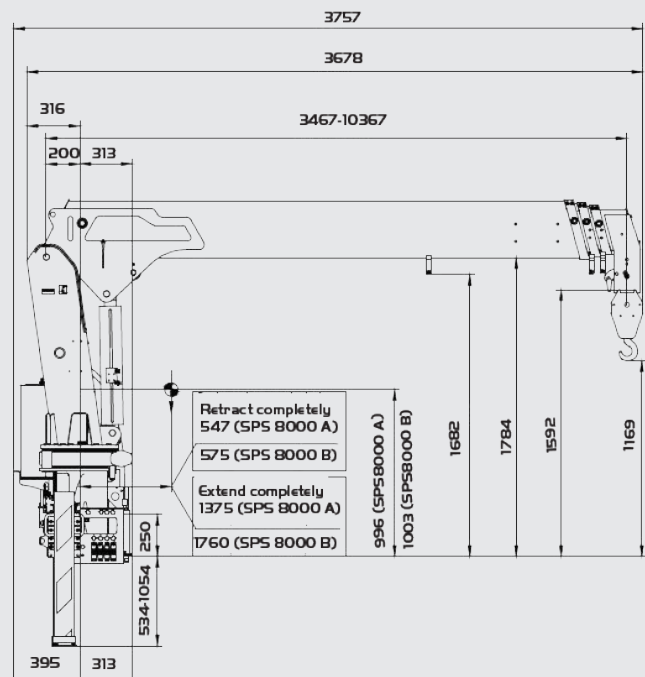
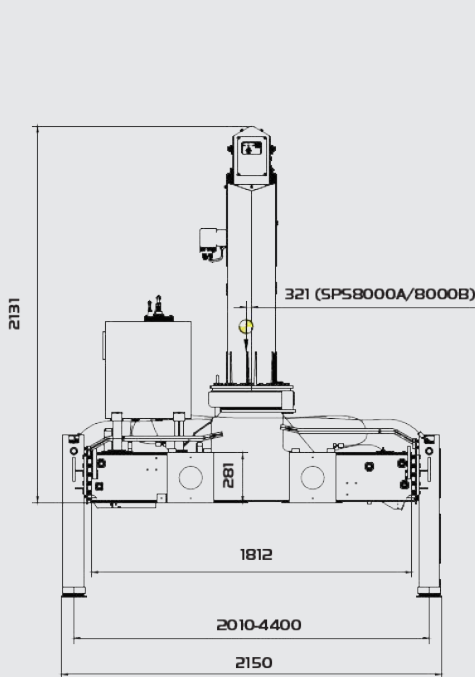
A (3 BOOMS)



B (4 BOOMS)



DIMENSIONS



All dimensions are in mm

Diagrams may include optional configurations

LIFTING CAPACITY

SPS 8000 A			
Working radius	Boom length		
	3.4 m	5.7 m	8.0 m
2 m	3600		
2.5 m	3200	2800	2590
3 m	2670	2450	2240
3.5 m		2180	1990
4 m		1960	1790
4.5 m		1770	1630
5 m		1580	1500
5.5 m			1380
6 m			1280
6.5 m			1180
7 m			1080
7.5 m			960
7.8 m			840
Recommended Rope lines	4	4	4

SPS 8000 B				
Working radius	Boom length			
	3.5 m	5.8 m	8.1 m	10.4 m
2 m	3600			
2.3 m	3200	3070		
2.5 m	3010	2590	2420	
3 m	2550	2260	2090	2010
3.5 m		2005	1850	1770
4 m		1800	1660	1590
4.5 m		1630	1510	1440
5 m		1460	1390	1320
5.5 m		1220	1280	1220
6 m			1180	1140
6.5 m			1100	1060
7 m			1010	1000
7.5 m			900	940
8 m				880
8.5 m				830
9 m				770
9.5 m				710
10 m				630
10.2 m				550
Recommended Rope lines	4	4	4	4

➤ Longer boom variant for wider working areas and lifting height

➤ Strong lifting performance

➤ 2 working lights with 2m cable, easily positioned to suit end-users' preference¹

➤ Integrated oil tank provide ease of mounting

➤ Lower seat (on base) and hydraulic stabilizer¹ for operation comfort

➤ Overload protection system¹

➤ Manufactured with European quality processes to ensure safety and reliability

➤ High Density (HD) Paint system provides better resale value retention and attractive aesthetics.

➤ Suitable for installation on 2 axles trucks



1 - optional

TECHNICAL SPECIFICATIONS

Model		SPS 8000 A-F	SPS 8000 B-F
Max. lifting moment	mt	8	8
Max. lifting capacity	kg/m	3200/2.5	3200/2.3
Number of booms	sections	3	4
Max. hydraulic outreach	m	7.8	10.2
Max. lifting angle	°	75	75
Slewing angle	°	Endless	Endless
Stabilizer spread (std.)	mm	4400	4400
Operating pressure	MPa	23/25	23/25
Recommended pump capacity	L/min	35	35
Oil tank capacity	L	100	100
Crane Weight	kg	1200	1300

Winch		SPS 8000 A-F	SPS 8000 B-F
Max. single line pull	kn	12.5	12.5
Max. single line speed	m/min	30	30
Wre Rope (Diameter x Length)		8mm x 60m	8mm x 60m



LIFETIME EXCELLENCE

PALFINGER LOADER CRANES ARE CONVINCING DUE TO THEIR SUPERIOR LIFE-CYCLE PERFORMANCE. THEY ARE THE MOST ECONOMICAL AND ALSO THE MOST RELIABLE OVER THE ENTIRE PRODUCT LIFE. FROM SOLUTION FINDING TO RE-SALE.

BETTER
SOLUTIONS

BETTER
EFFICIENCY

BETTER
ERGONOMICS

HIGHER VALUE
RETENTION



HIGHER
AVAILABILITY

HIGHER
SERVICEABILITY

BETTER
ECOLOGY

MORE
RELIABILITY

For further information please visit: www.palfinger.com/thebrand

PALFINGER ASIA PACIFIC PTE LTD

3 INTERNATIONAL BUSINESS PARK | NORDIC EUROPEAN CENTRE
05-25/26 | 609927 | SINGAPORE
T +65 6591 9191 | F +65 6591 7737
Enquiries: asia@palfinger.com
Website: www.palfinger.com

