



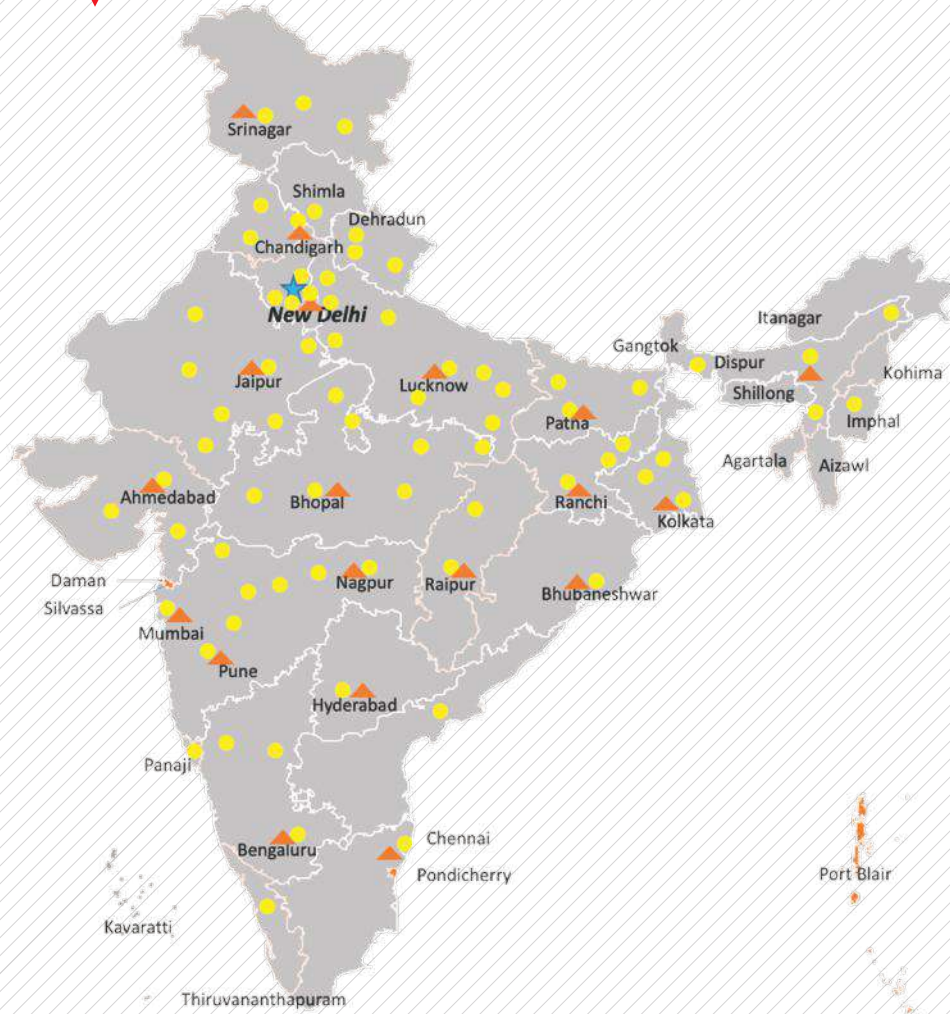
# HYDRA 13 36



# ESCORTS



## OUR REACH



★ Head Office | ▲ 17 Business Center | ● 73 Dealers | ■ 825+ Customer Touch points (CTP)



**Toll Free No.:**  
**1800-180-4488**  
(Timings: 9.30 am - 6.00 pm, Monday to Friday)  
e-mail: ece.help@escorts.co.in

Escorts Kubota Limited (Formerly Escorts Limited) Construction Equipment  
Plot No. 219, Sector- 58, Ballabhgarh- 121 004, Faridabad, Haryana (INDIA)  
Tel.: 0129-2306574/2306598/2306571  
Fax: 0129-2306572 Website: www.escortsgroup.com



GET IT ON  
**Google Play**  
Download Customer App  
for more details

Authorised Dealer

MKT/22/Hydra 13 36

(Accessories as shown in the picture may not be the part of standard fitment and are subject to change without prior notice.)

# HYDRA 13

## 36



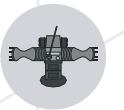
Capacity  
**13 T**



Boom Height  
**36 Feet**



Straight Axle  
**Heavy Duty**

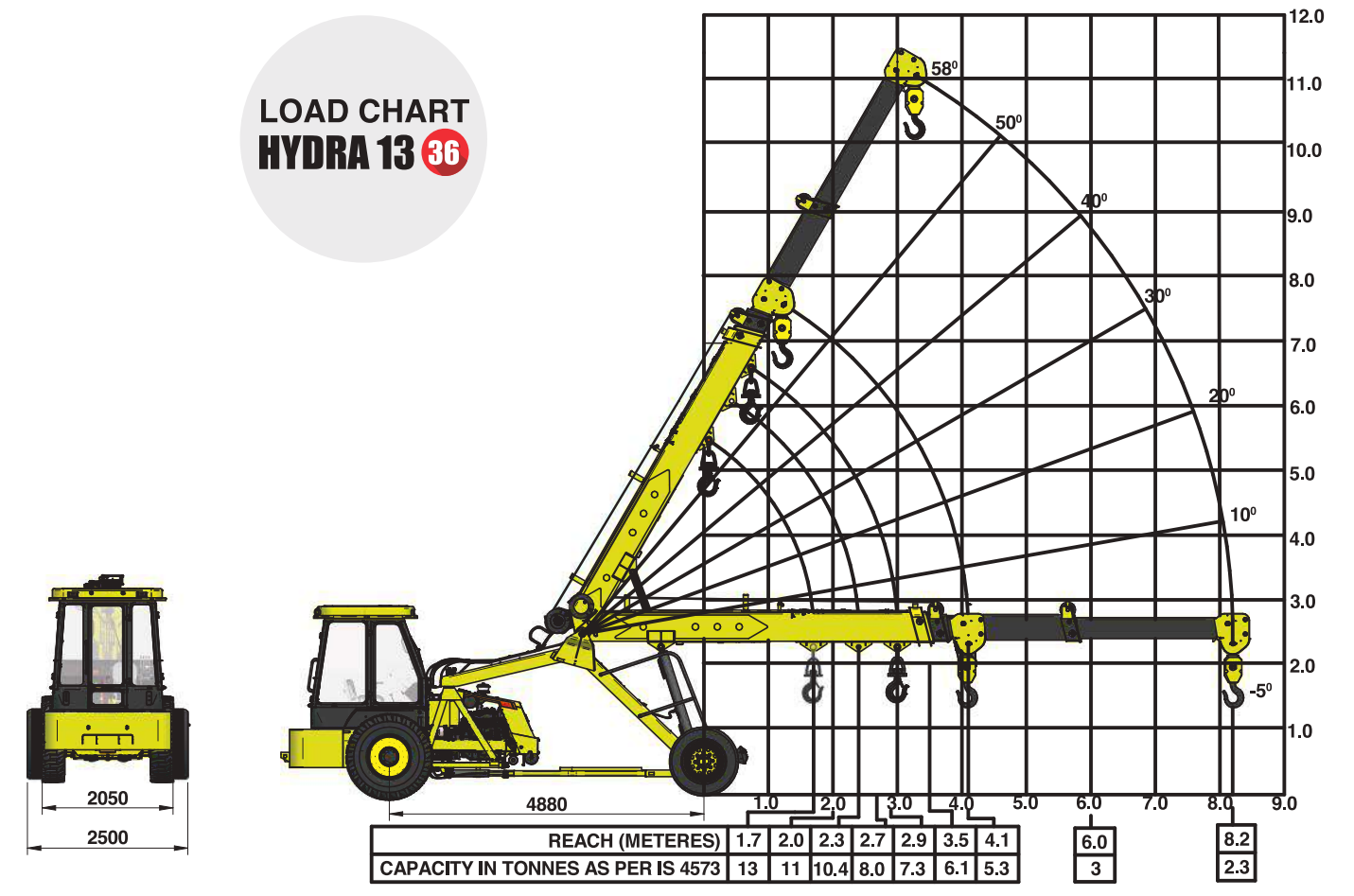


Transmission  
**Robust**

**SPECIFICATIONS**

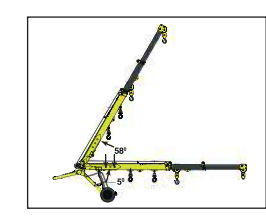
<b>RATED CAPACITY</b>	13 Tonne at 1.7 m radius 2.3 Tonne at 8.2 m radius
<b>ENGINE</b>	Make & Model Simpson S 433 (I) – CEV BS III, 4 cylinder, water cooled diesel engine developing 48 HP @ 2200 RPM or equivalent
<b>TRANSMISSION</b>	Drive 2 Wheel drive Type Heavy duty transmission developed especially for crane application. Constant mesh gearbox coupled with straight drive axle. Eight forward and two reverse speeds with high/low selector lever Max. Speed 29 km/hr. (unladen) Clutch Heavy duty clutch, wire woven, asbestos free
<b>STEERING</b>	Type Articulated power steering, hydraulically controlled through 2 double acting jacks Articulation Up to 50° Turning Radius Approx 6.75 m
<b>HOIST MECHANISM</b>	Hoist Hydraulic winch. Four falls. Rope dia 13 mm
<b>BRAKES</b>	Front Wheel Pneumatic assisted hydraulic brakes Rear Wheel Disk brakes actuated through a slave cylinder Parking Hand control valve operated, Air assisted Hydraulic parking brakes at rear wheels (Standard models) Hand control valve operated, Air assisted Parking brakes at Front wheels (with Air brake models)
<b>HYDRAULIC SYSTEM</b>	Pump Vane type hydraulic pump Control Valve 4 spool control valve with built in pressure relief valve and precision control Hydraulic Filter Suction line has a 100 mesh inline strainer while return line has 25 microns full flow filter
<b>ELECTRICAL SYSTEM</b>	Type 12V Single battery, Negative earth

<b>CAPACITIES</b>	Fuel Tank 38 ltrs. Hydraulic Tank 65 ltrs.
<b>TRACK</b>	Front 1980 mm Rear 1680 mm
<b>OVERALL DIMENSIONS</b>	Length 11000 mm Width 2550 mm Height 3100 mm
<b>OPERATING WEIGHT (KG)</b>	Gross vehicle weight 10610 kg
<b>BOOM</b>	Telescoping 3 parts hydraulically powered & fully synchronized Derricking Through double acting jacks
<b>TYRES</b>	Front 10.00 X 20 -16 PR (4 nos.), inflation pressure 110 –115 PSI Rear 13.00 X 24 -12 PR (2 nos.), inflation pressure 35 PSI. Water ballasted
<b>SAFETY SYSTEM</b>	<ul style="list-style-type: none"> <li>• Overload audio warning system</li> <li>• Safety brakes on hoist</li> <li>• Cylinder guard for protection</li> <li>• Rope compensation for auto leveling</li> <li>• Counter balance protection valve in the lift line against hose burst</li> <li>• Visual warning against parking brakes ON</li> </ul>
<b>STANDARD ACCESSORIES</b>	<ul style="list-style-type: none"> <li>• All Weather Cabin</li> <li>• Lift Cylinder Guard</li> <li>• Turn &amp; Reverse Lamp</li> <li>• Front Bumper</li> <li>• Rear View Mirror</li> <li>• Reflectors</li> </ul>
<b>OPTIONAL ACCESSORIES</b>	<ul style="list-style-type: none"> <li>• Fly Jib</li> <li>• Tool Box</li> <li>• Spark Arrestor</li> <li>• Tyre Guard</li> <li>• Steering Wheel</li> <li>• Fire Extinguisher</li> <li>• Safe Load Indicator (SLI)</li> <li>• Heavy Duty Bumper</li> <li>• 14 x 24 Heavy Duty Tyres</li> <li>• Air Brakes on Front Wheel</li> <li>• Over Hoist &amp; Hydraulic Cutoff Kit</li> </ul>




Rated loads are calculated for operation on leveled surface.

**FEATURES**



**LUFFING RANGE**  
Boom Luffing Range -5° to 58°



**TRANSMISSION**  
Heavy duty straight axle with constant mesh transmission.



**CABIN**  
Ergonomically designed spacious cabin with modern dashboard for utmost operator comfort and operation.



**REAR BRAKES**  
Disc brakes at the rear for effective braking.




**INCREASED STABILITY**  
At fully articulated condition. Wider lift cylinders' span (400 mm).





**ENGINE**  
BS III (CEV compliant), category engine with high on power / torque & low on fuel consumption & maintenance.

**HYDRA 13** ●



**ESCORTS**



**HYDRA 13**

