

DIGMAX II 4x4 **BSIV**

SUPERIOR PRODUCTIVITY
RELIABLE PERFORMANCE




Fuel
Efficient

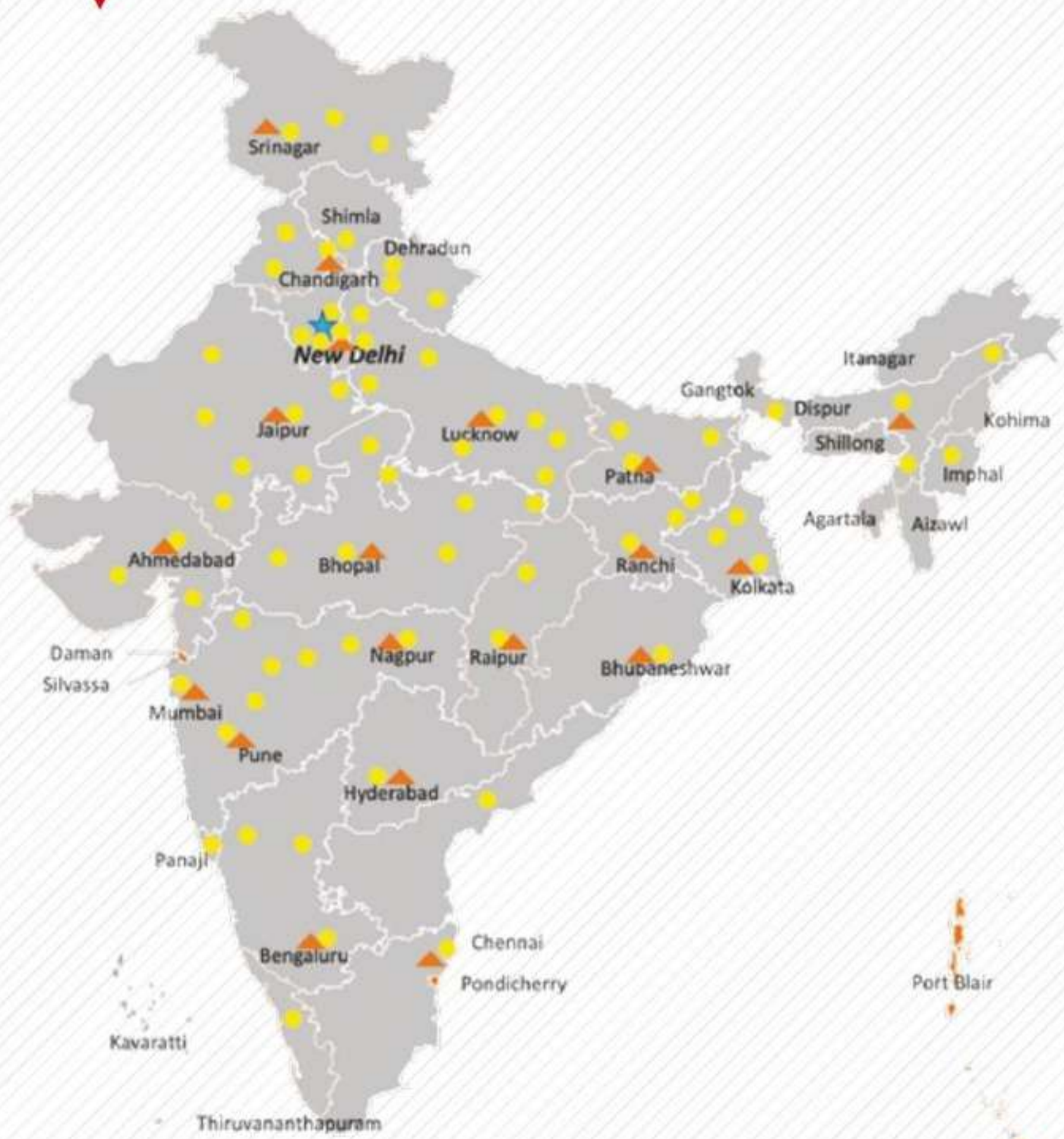

Reach
Higher


Breakout Force
Higher


Maintenance Cost
Low


Cycle Time
Fast

OUR REACH



★ Head Office | ▲ 17 Business Center | ● 73 Dealers | ■ 825+ Customer Touch points (CTP)



Toll Free No.:
1800-180-4488
(Timings: 9.30 am - 6.00 pm, Monday to Friday)

Escorts Kubota Limited (Construction Equipment)
Plot No. 219, Sector- 58, Ballabhgarh- 121 004, Faridabad, Haryana (INDIA)
Tel.: 0129-2306574/2306598/2306571
Fax: 0129-2306572 **Website:** www.escortsgroup.com

e-mail: ekl_g.ece.marketing@escortskubota.com



GET IT ON
Google Play
Download Customer App for more details



* The information contained in this leaflet is intended to be of a general nature only. * We reserve the right to changed specifications without notice. * All Dimensions and weights are variable within +/-5%.

(Accessories as shown in the picture may not be the part of standard fitment and are subject to change without prior notice.)
 MKT/22/Digmax II 4x4

SPECIFICATIONS



ENGINE (BS IV)

- Proven, powerful and fuel efficient Kirloskar 4R1190TA water cooled diesel engine.
- Gross Power: 55 kw (75 HP) @ 2200 RPM
- Max Torque (Gross): 400Nm @ 1200 ± 100 RPM
- CEV - IV emission norms



HYDRAULIC

- Hydraulic Pump - Axial Piston Pump
- Maximum flow 117 lpm @ 2200 RPM
- System main relief setting 225 bar
- Variable flow, close centre pump unloading energy efficient hydraulic system.
- Control Valve - Sectional Valve



TRANSMISSION

- Four speed (4F, 4R gear) Syncro shift reversing shuttle transmission provides superior traction, gradeability, higher force while entering pile or during dozing operation.
- Neutral start provision prevents starting while shuttle is engaged.
- Gear lever with transmission disconnect switch adds to the overall ease of gear shifting.



TYRES

- Front (Std) 12.5/80-18,12 PR
- Rear (Std) 16.9 x 28 - 12 PR (Industrial)



TRAVEL SPEED

- | | F/R gear |
|------------------------|----------------------------|
| • 1 st Gear | 5.3 kmph/ 4.6 kmph |
| • 2 nd Gear | 8.5 kmph/ 7.0 kmph |
| • 3 rd Gear | 18.5 kmph/ Not recommended |
| • 4 th Gear | 36.6 kmph/ Not recommended |



BRAKES

- Service brakes Hydraulically actuated dual line, self adjusting, oil immersed, multi disc type on rear axle.
- Parking brakes Hand-operated caliper disc brakes



AXLES

- Front drive and steer axle with 12° oscillation for maximum ground contact in undulated condition
- Rear drive axle, rigidly mounted to chassis



STEERING

- Hydrostatic power steering in front wheel
- Hydraulic supply from pump via priority valve for quick response steering
- Working pressure: 120 bar



WEIGHT

- Operating Weight 8400 kg



SERVICE REFILL CAPACITIES

- | | |
|------------------------|-------------|
| • Hydraulic System Oil | 110 litres |
| • Fuel Tank | 134 litres |
| • Engine Coolant | 15 litres |
| • Engine Oil | 11.5 litres |
| • Transmission Oil | 16.5 litres |
| • Front Axle Oil | 9.1 litres |
| • Rear Axle Oil | 17.1 litres |
| • Brake Reservoir Oil | 1.0 litre |



EQUIPMENT MONITORING SYSTEM (OPTIONAL)

- GPS + GSM based equipment monitoring system provides sms alerts for effective equipment management and acts as a diagnostic tool.



WARNING MESSAGE-SMS, ONLINE

- Engine Coolant Temperature
- Hydraulic Oil Temperature
- Transmission Oil Temperature
- Engine Oil Pressure
- Battery Charging Status
- Machine Idle Information
- Fuel Level Information

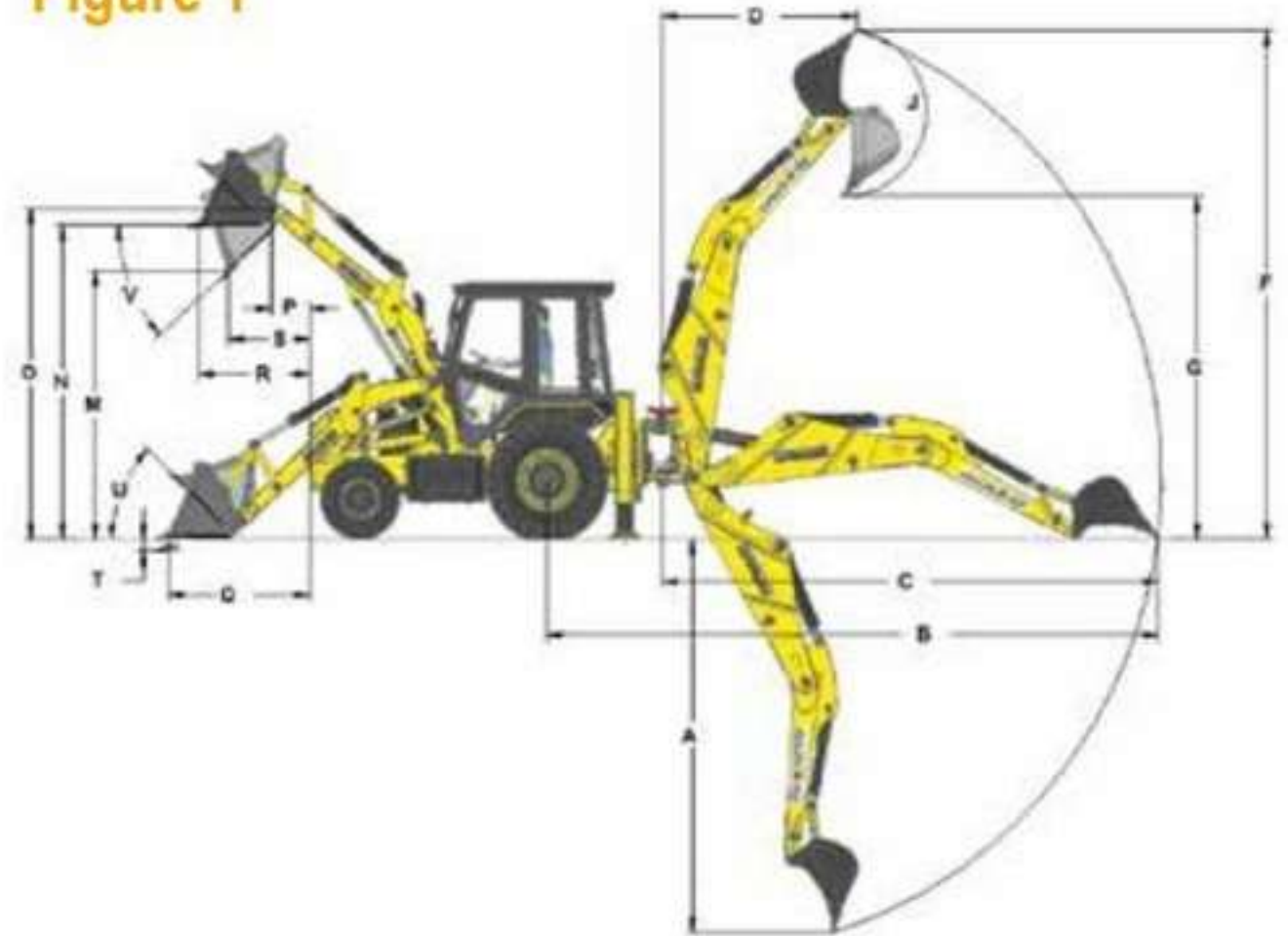


OPTIONAL ACCESSORIES

- Heavy Duty Rear Tyres: 14x25 - 20 PR
- Rock Breaker
- Ripper Tooth
- Extendible Dipper
- A. C. Cabin
- Trenching Buckets - 0.09 Cum, 0.12 Cum, 0.18 Cum
- Special Purpose Buckets - 0.30 Cum, 0.32 Cum
- Multi Purpose (6-in-1) Bucket
- 300 mm Trench Bucket (Fibre Cable Laying Application)
- Coal Bucket - 1.5 Cum
- Rock Bucket - 0.26 Cum

LOADER PERFORMANCE (Figure 1)		
M :	Dump height (Cutting edge)	3.00 m
N :	Load over height (Cutting edge)	3.51 m
O :	Pin height (Cutting edge)	3.70 m
P :	Pin forward reach	0.43 m
Q :	Reach of ground	1.57 m
R :	Max reach at full height	1.22 m
S :	Reach at full height - Bucket dumped	0.85 m
T :	Below ground level dig depth	0.13 m
U :	Rollback at ground	45 deg
V :	Dump angle	45 deg
	Bucket breakout force	6425 kgf
	Loader arm breakout force	5777 kgf
	Payload	1980 kg
	Return to Dig	Available
	Self Leveling	Available
	Loader Bucket Capacity	1.2 Cum

Figure 1



EXCAVATOR PERFORMANCE (Figure 1 & 2)		
A :	Max dig depth (Bucket in dump Position)	4.80 m
B :	Reach ground level to rear wheel center	6.97 m
C :	Reach ground level to slew center	5.65 m
D :	Reach at full height to slew center	2.23 m
E :	Side reach to center line of machine	6.00 m
F :	Max working height (Stab's fully out)	6.30 m
G :	Max load over height (Stab's fully out)	4.39 m
H :	King post travel	1.00 m
J :	Bucket rotation power	187 deg
	Bucket tear out force	6018 kgf
	Dipper tear out force	3250 kgf
	Lift capacity to bucket at full reach (SAE J31)	1554 kgf
	Co-axial Carriage	
	Excavator Bucket Capacity	0.26 Cum

Figure 2



STATIC DIMENSION (Figure 3, 4 & 5)		
AA :	Overall length (Transport mode)	6.28 m
A1 :	Overall length (Travel mode)	7.85 m
BB :	Wheel base	2.14 m
CC :	Rear wheel to slew center	1.38 m
DD :	Minimum ground clearance	0.35 m
EE :	Slew Ground clearance	0.59 m
GG :	Height to top of cab	2.88 m
HH :	Overall height	3.78 m
JJ :	Track width - Rear	1.75 m
KK :	Track width - Front	1.87 m
LL :	Width over bucket	2.38 m
L1 :	Width (Transport mode)	2.56 m

Figure 3



Figure 4

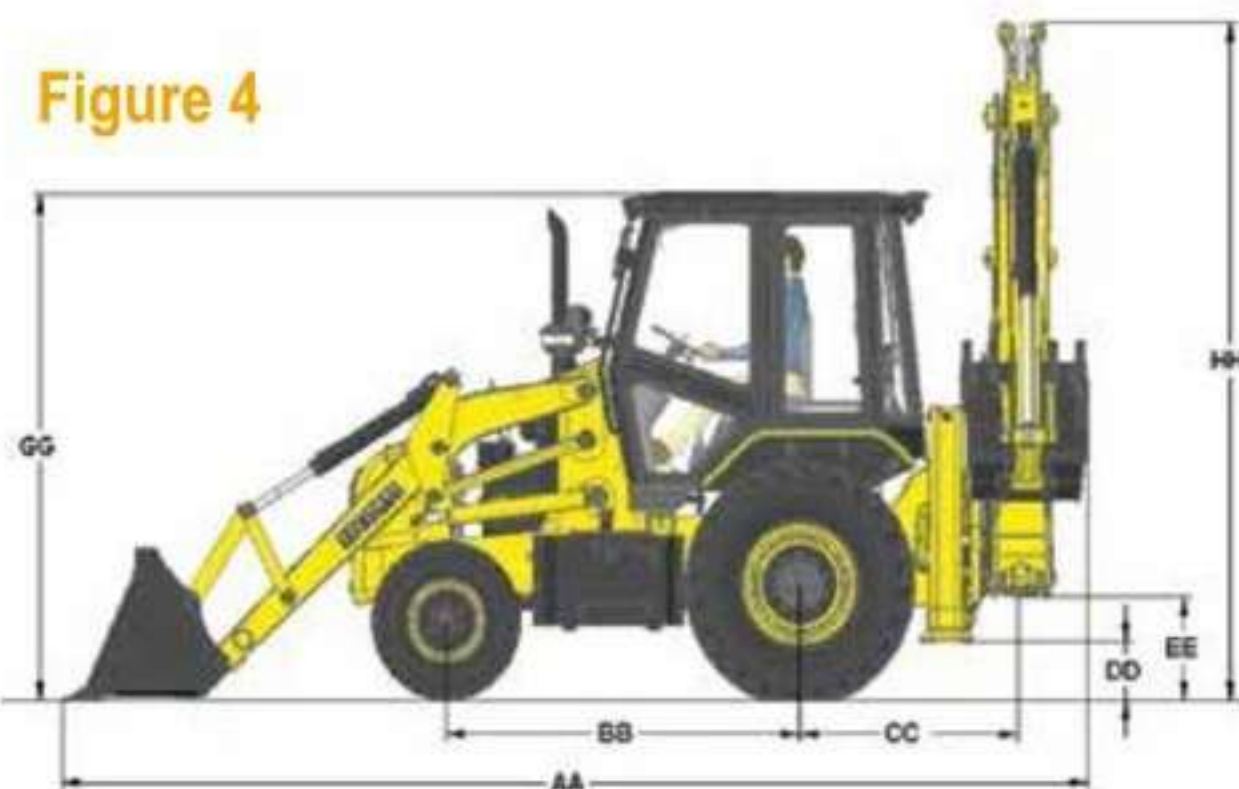


Figure 5



Warning

All dimensions, weights, timings mentioned are with standard tyres, dipper, buckets & are variable within ±5%. ECE has the right to change values given & design shown without giving a notification.